

# Safe Routes Programming and District Transportation Offices:

## *A View from Inside*

Peter Hurst

BVSD Transportation Options

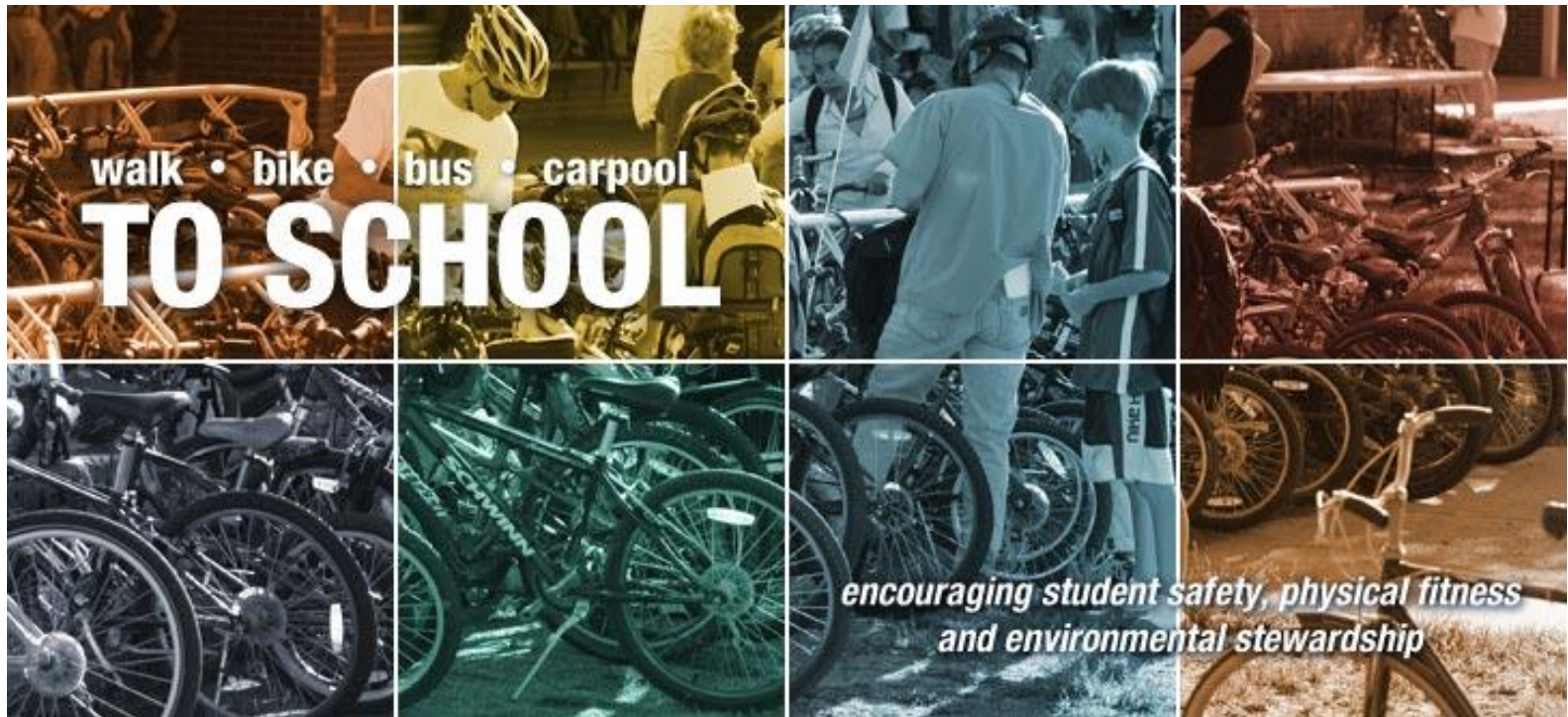
[peter.hurst@bvsd.org](mailto:peter.hurst@bvsd.org)

[bvsd.org/toschool](http://bvsd.org/toschool)



**TO School Program**

 BVSD Transportation



- Two person office supported by the BVSD Transportation Department
- All program costs from grants and fundraising

# TO School's Founder Landon Hilliard



[Landon.hilliard@bvsd.org](mailto:Landon.hilliard@bvsd.org)



**TO School Program**  
BVSD Transportation

- 2 CMAQ Grants
- 6 SRTS Infrastructure Grants
- 8 SRTS Non-Infrastructure Grants

## Two Oberstar Award Winners



Bear Creek (2008)



Heatherwood (2012)



**Networking Maps**




**TO School Info Center**



**BVSD Bike to School Day**

# How we came to be



**CMAQ Grant 2001**



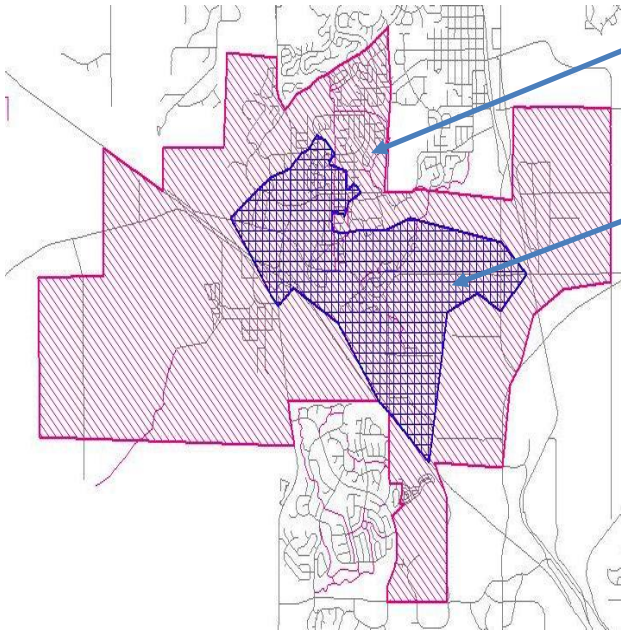
***TO School Program***

 BVSD Transportation

- **56** Schools
- **8** communities
- **500** square miles
- **30,000** students
- **3.1 miles** per trip
- **340** trips per year
- **31,620,000** miles annually



# Who uses the School Bus?



The School Attendance Area

The Walk/Bike Zone

Hazards

IEPs

*Space Available*





# How many get bused?



- 10,000 Eligible
- 5,300 ride
- 700 Space Available riders
- 6,000 riders

# BVSD Transportation Mission as the Basis for SRTS Collaboration



The Transportation Department's **mission** is:  
To transport every eligible student to and from  
school and school activities in the **safest**  
manner possible, providing clean, **safe**, friendly,  
**on-time**, equitable and **efficient** service  
all year.

# Obstacles to Providing Safe, On-Time and Efficient Transportation: Safety

- Parents frantic to get to work drive erratically
- Parents distracted by their cell phones aren't paying attention
- Children let out on the opposite side of street have to cross against school traffic
- Children getting out on the wrong side of car run between cars that may exit suddenly

# Obstacles to Providing On-Time and Efficient Transportation:

- Cars queue in front of schools. At many schools, buses have to wait in the queue to drop off and pick up.
- Parents often park in school bus drop off zone delaying drop-off
- Mixing cars and buses makes for dangerous situations that demand bus driver awareness
- Many buses travel with empty seats

# Other Opportunities

- Ramped up interest in student fitness and concern about childhood obesity is pushing schools to find ways to include more physical activity without raising costs.
- The District has an interest in being seen by city and county government as a willing partner in reducing traffic in our communities.
- School Districts love positive press

# ++ of SRTS work from within

- Data Data Data
- Communication with families
- Visibility--district website, internal newsletters
- Relationships—principals, school admin, district admin, parents, city and county, local businesses
- District IT, print shop, mail, supplies ordering

# Wrap Up

- 1. Natural allies -SRTS programs should be seen as supportive of District Transportation.
- 2. Consider getting a program like ours in your school district. How would you go about it?
- 3. We're here to help. Contact us.

# Safe Routes Programming and District Transportation Offices:

## *A View from Inside*

Peter Hurst and Landon Hilliard  
BVSD Transportation Options



**TO School Program**  
BVSD Transportation

[peter.hurst@bvsd.org](mailto:peter.hurst@bvsd.org)

[landon.hilliard@bvsd.org](mailto:landon.hilliard@bvsd.org)

[bvsd.org/toschool](http://bvsd.org/toschool)