



Colorado Safe Routes to School Webinar Series
Building Culture and Community Through Safe Routes to School
Wednesday, April 17th, 2024

MISSION

The mission of the Safe Routes Partnership is to advance safe walking and rolling to and from schools and in everyday life, improving the health and well-being of people of all races, income levels, and abilities, and building healthy, thriving communities for everyone.



Welcome! Let's Chat!

- Name
- Location
- Connection to Safe Routes
- How have you engaged teachers in Safe Routes programs? What has been successful/challenging?



Webinar Logistics

- Questions in the Q&A box
- Comments and resource links in the Chat box
- Recording and slides will be available



Safe Routes to School National Conference

Safe, Healthy, and Joyful: The Possibilities of Our Movement

Fort Collins, Colorado | October 22–24, 2024



Nominate a Local Leader for the Hubsmith Safe Routes Champion Award!

www.bit.ly/hubsmith_award

Deadline: May 30, 2024



Nominate a local leader!

HUBSMITH

Safe Routes Champion Award


Nominations now being
accepted through May 30

https://bit.ly/hubsmith_award




Colorado Community Engagement Toolkit

- Outlines a community engagement framework
- Highlights engagement best practices
- Guiding questions for each section
- Features Colorado programs
- Links to tools, worksheets, and additional resources
- Emphasis on equity



Community Engagement Framework

- **Reflect** on your role as a community partner
- **Research** the community where you are working
- **Partner** with other organizations to build community relationships
- **Plan** thoughtful, culturally-responsive community engagement experiences
- **Implement** your community engagement experiences and events
- **Sustain** your community engagement beyond a single event or initiative



Chat: What types of new infrastructure have come (or are coming) to your community?

Chat: Do people know how to use the new infrastructure?




Planning for Infrastructure Improvements



ENGINEERING

Creating physical improvements to streets and neighborhoods that make walking and bicycling safer, more comfortable, and more convenient.

+



EDUCATION

Providing students and the community with the skills to walk and bicycle safely, educating them about the benefits of walking and bicycling, and teaching them about the broad range of transportation choices

Building an Active Transportation Culture

- What behavioral/cultural changes would you like to see as the result of new infrastructure?
- What do people need to embrace change?
- Who else needs to be involved?



Culture change can look like...

- More kids walking, biking, and rolling to school
- Arrival/Dismissal procedures that prioritize kids walking, biking, and rolling – “Park a Grade Away”
- Bike/ped education incorporated in curriculum
- People using new infrastructure correctly
- Active transportation becoming the “norm”



Culture Change: Equity Considerations

- Cultural norms vary
- Understand the history of the community
- Make educational materials culturally relevant
- Consult trusted community partners and local leaders
- Change takes time
- Meet people where they are



What do people need to embrace change?

- Easily accessible information
- Trusted messenger
- Safe space to try something new, learn, and make mistakes
- Encouragement
- Other essential needs being met
- A sense of belonging



Culture Change: Everyone Plays a Role

- Engineers
- Planners
- Safe Routes Coordinators
- Public health staff
- Students
- Parents/caregivers
- Educators/school staff
- Crossing guards



Culture Change: Everyone Plays a Role

- Highway Safety Office
- Media partners
- Community groups
- Neighbors
- Advocates
- Elected officials
- Community leaders/influencers





Engaging Teacher Champions

- What role do teachers play in creating an active transportation culture?
- How can Safe Routes practitioners effectively engage teachers?
- How does teacher engagement fit into the Six Es framework?

Advancing a Culture of Active Transportation in Schools (ACATS)

Denver Department of Transportation and Infrastructure (DOTI)

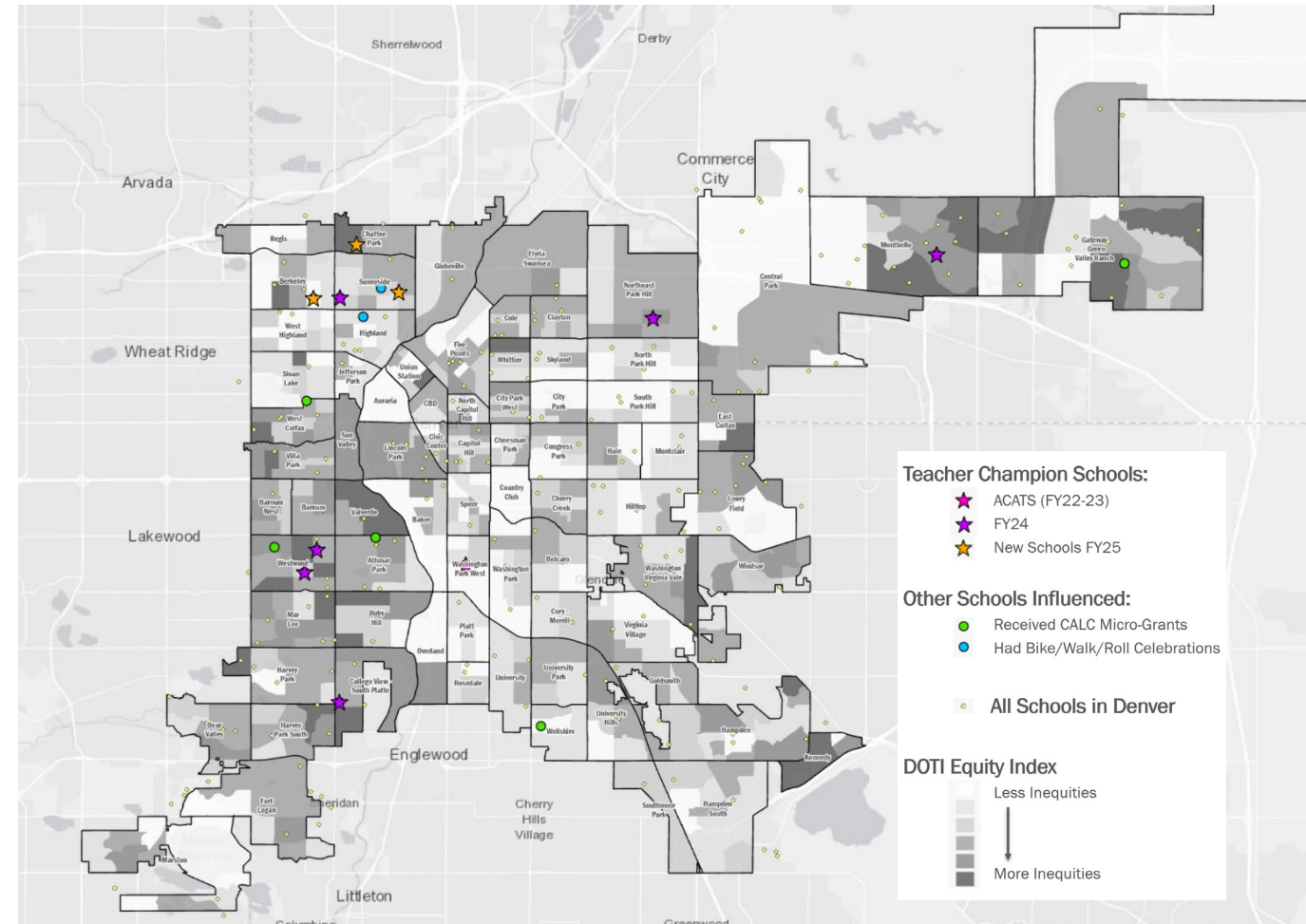
Priscilla Bloom, SRTS Program Manager

In The Chat

If you had an unlimited budget, how would you have the most EPIC Bike and Roll event this year?


Overview

- Three schools
- Two Teacher Champions at each school
 - Delivered modules
 - Collected student tallies and parent surveys
 - Progress report
 - Support Bike and Roll and Walk and Roll
- Stipend of \$250 for training (three hours) and completing each semester (less than 10 hours a semester)
- How the schools were chosen
- Outreach



Overview

- Modules
 - Safe Walking, Rolling, and Biking (416)
 - Basic Helmet Fit and Bike Check (407)
 - Child Passenger Safety (283)
 - Safe Drop-Off (223)
- Created with the help of our partners
 - Made2Walk
 - Bicycle Colorado
- English and Spanish
- Available to everyone!

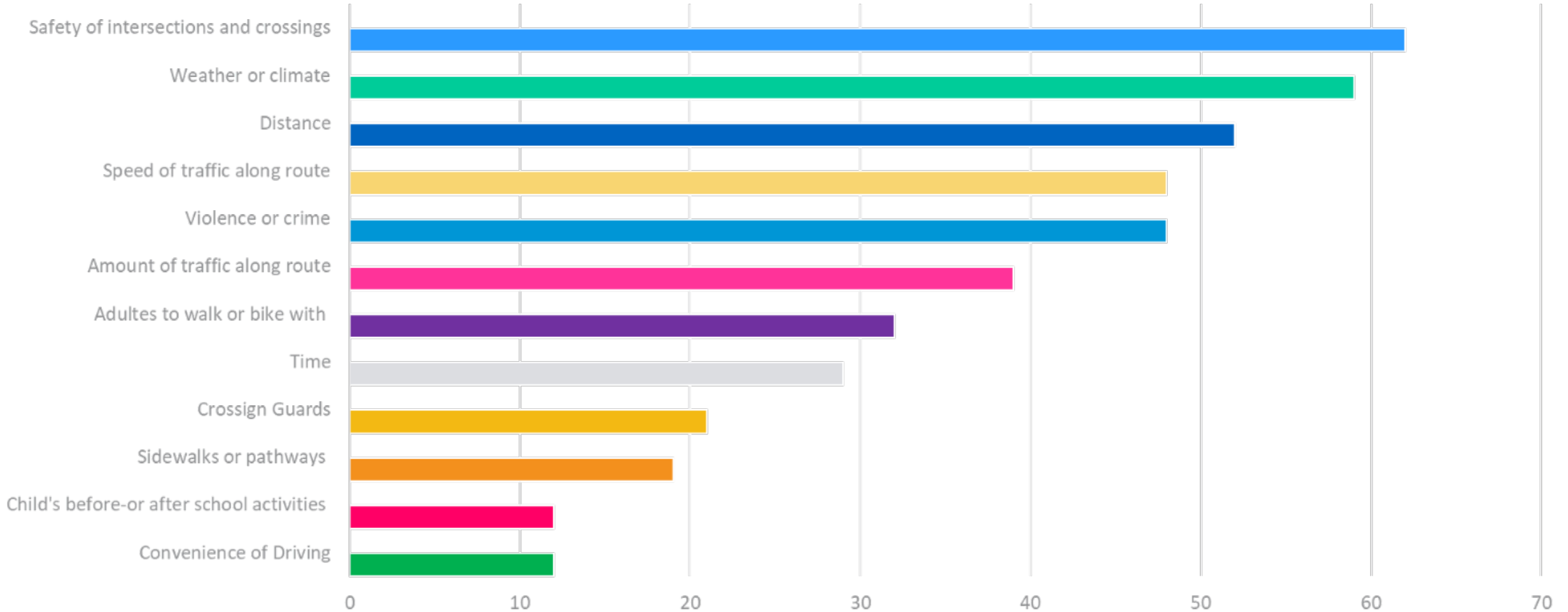




Parent Surveys

Surveys were sent out by each Teacher Champion to get more information on how their students were getting to and from school, the length of time it took for families to arrive to school and return home, and parent's feelings on their kids walking or biking alone

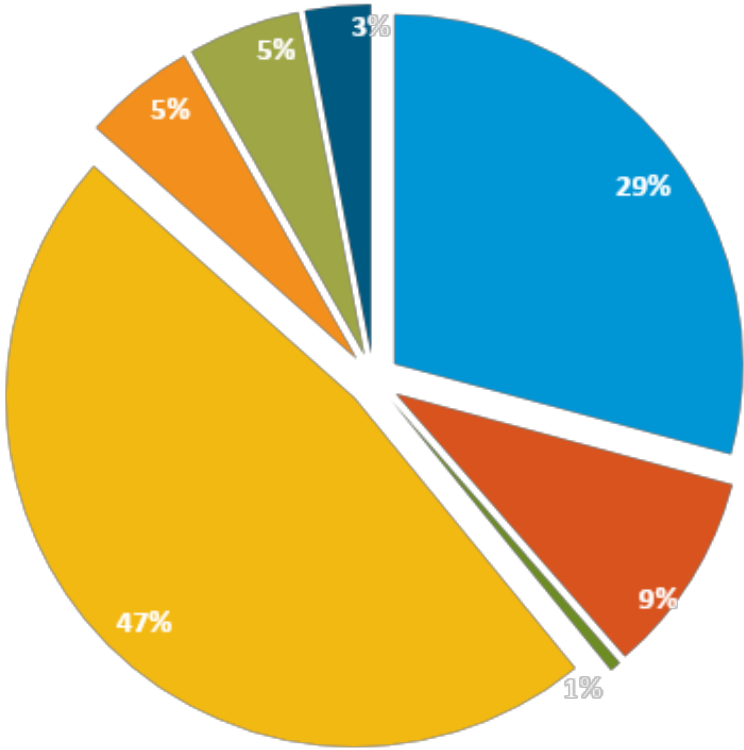
Issues Affecting Parents Decision to Allow or Not Allow Their Child to Walk or Bike



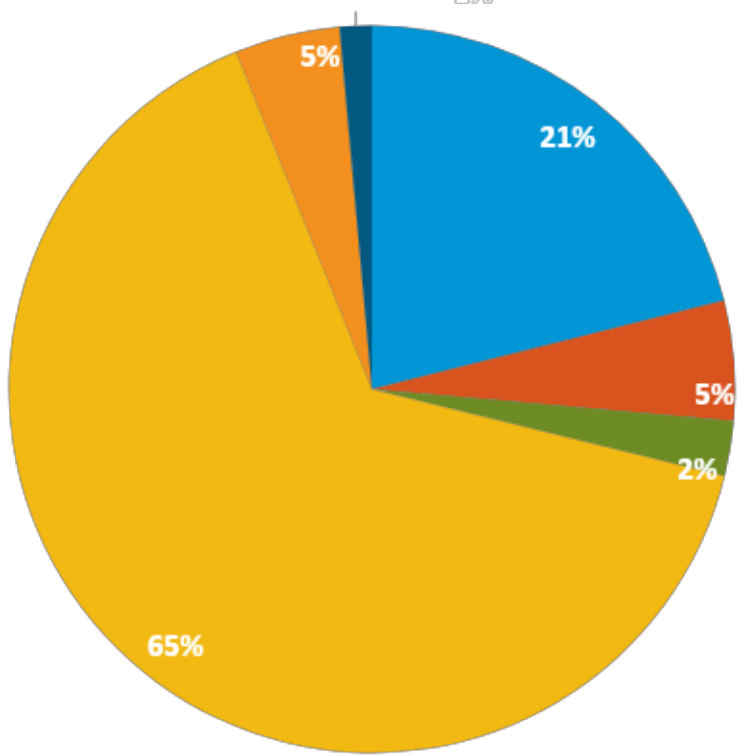
How children arrive to/from school

All school Student Tally Year 1

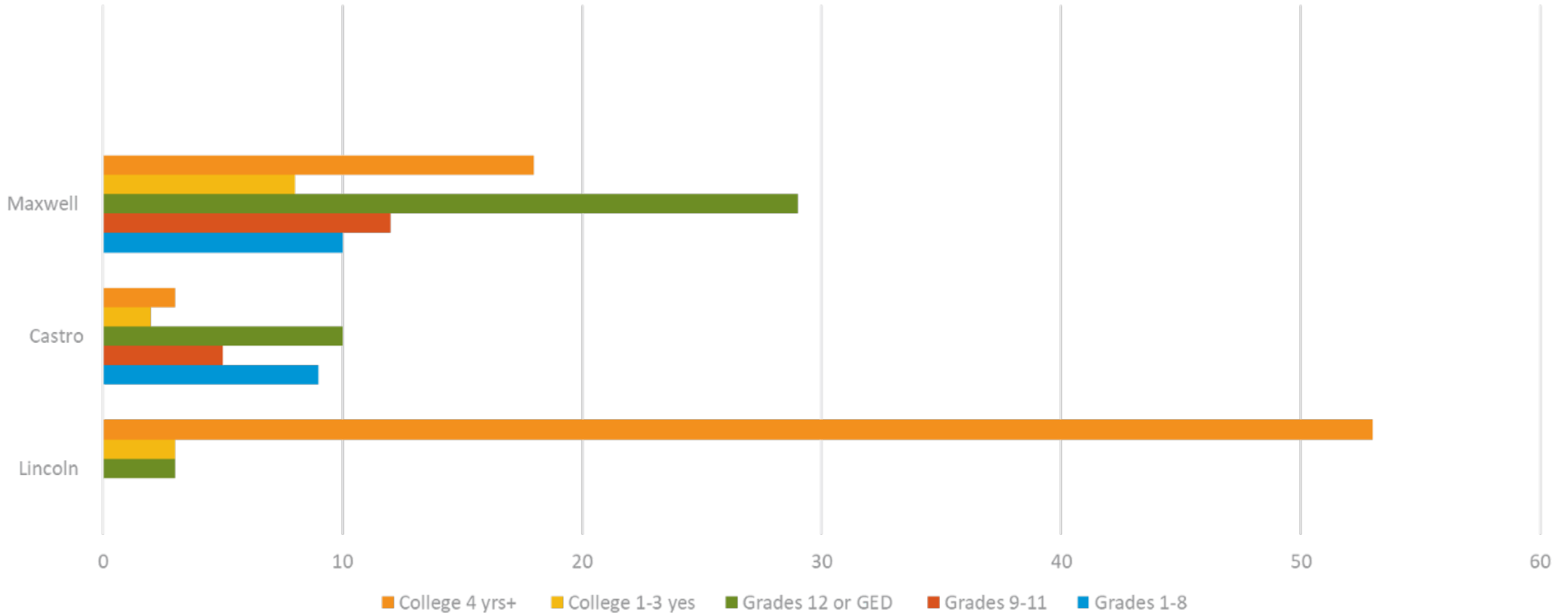
Walk Bike School Bus Family Vehicle Carpool Transit Other



All school Student Tally Year 2



Highest Grade or Year of School Completed



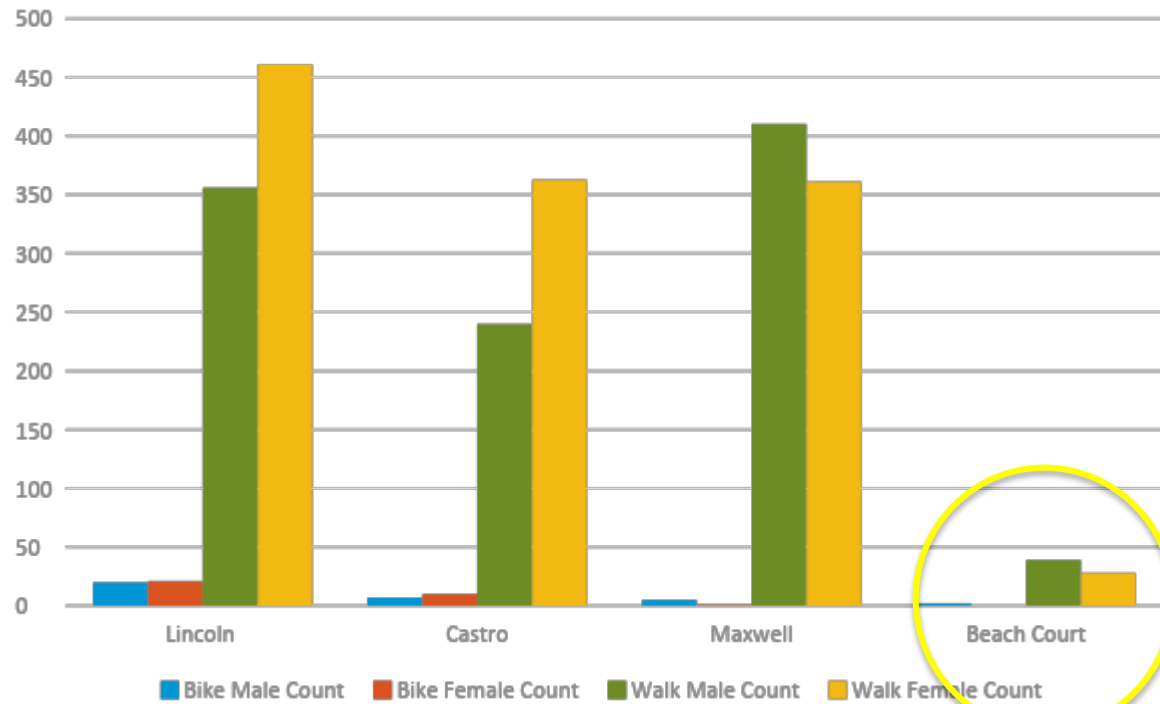


Observations

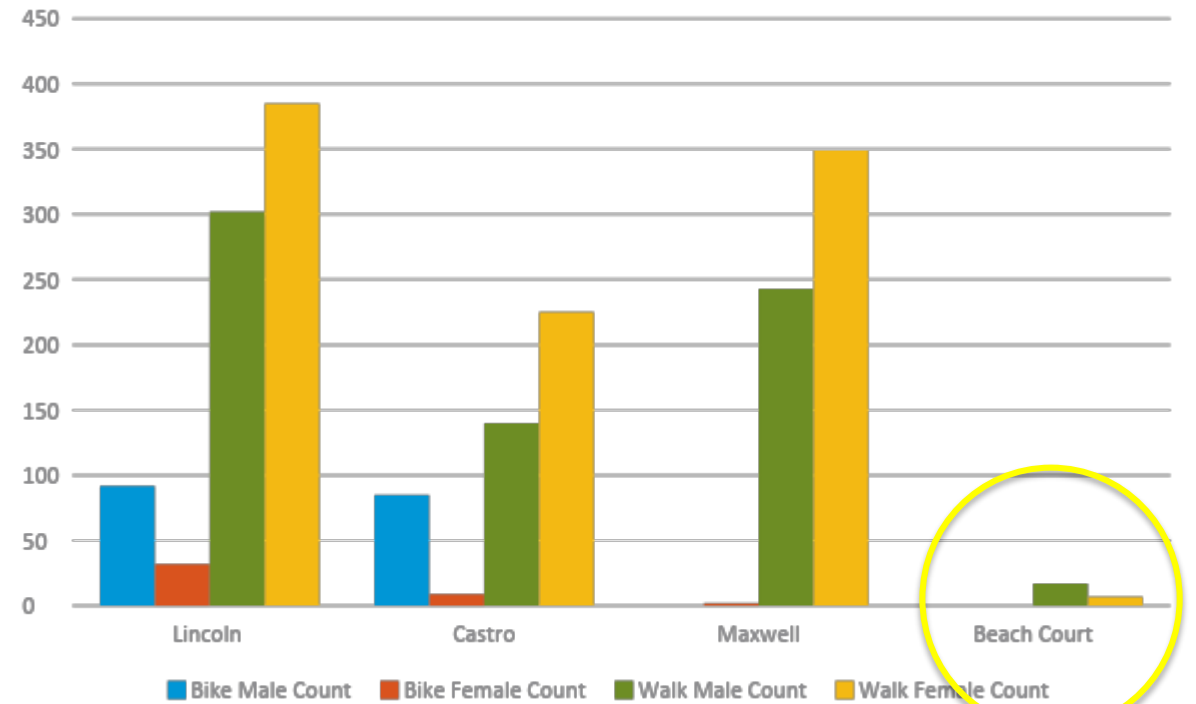
Observations were added to get a picture of how the school community was traveling around each campus. A minimum of three observers went to the school for both arrival and dismissal and tallied kids and adults who utilized active transportation to get to and from school.

Observation Results

Year 1 Observations



Year 2 Observations



Pre and Posttest

Tests were provided to the students to assess their knowledge before and after the modules were delivered to them

Pre and Posttest Results

Test Results

Castro Elementary

Average Pre Test Score: 5.3

Average Post Test Score: 8.2

Maxwell Elementary

Average Pre Test Score: 6

Average Post Test Score: 7

Lincoln Elementary

Average Pre Test Score: 7.3

Average Post Test Score: 8.8

Cumulative Test Results

Average Pre Test Score: 6.2


Average Post Test Score: 7.9

Post Test SY 23.24


Name: _____ Date: _____

Directions: Read each question carefully and circle the correct answer. Some questions will be multiple choice. Multiple choice questions will have more than one correct answer.


- Multiple Choice: What are the benefits of walking, rolling, and biking to school? (circle only one)
 - Helps your body and brain to stay healthy
 - It's good for the planet
 - It's fun
 - All the above
- True or False: It is always a good idea to travel with someone who is taller, an adult, or with a group?
 - True
 - False
- If I have an emergency while on my way to school or home, I should
 - Just try to make it home
 - Find an adult in a safe place like a library, friend's house, or fire station who can help
 - Sit down and start doing my homework
- What should you do before you cross the street?
 - Nothing, just keep walking
 - Text your friend
 - Look left, right, left again, and behind
 - Do five jumping jacks
- Multiple Choice: If you ride at night or in bad weather, what should you have on your bike? (circle all the images that are correct)



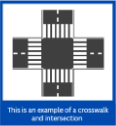
A basket to hold your things



A light to see at night



Balloons
- True or False: It is always safest to cross the street at an intersection and crosswalk.




This is an example of a crosswalk and intersection


 - True
 - False

Post Test SY 23.24


7. What part of your body does your helmet help protect? (circle the correct image)



Elbow




Brain



Knee

8. On the image below circle 4 places on your body you should check using the two finger test to make sure your helmet fits just right:



9. You are on your bike and would like to pass someone in front of you. How can you safely pass them?

- Let them know that you will be passing by loudly saying, "on your left."
- Get off your bike and walk the bike around them
- It is never safe to pass other people while riding your bike
- Tap them with your front tire until they move out of your way

10. Finish the story by filling in the blanks with the words you see in the word box. Make sure to use all the words to finish the story.

Before I get on my bike, I always complete the _____ to make sure I am safe! A is for _____, B is for _____, C is for _____, and Quick Check reminds me to check my _____. Now I can have fun on my bike!

Word Box

Air	Chain	Brakes
ABC Quick Check	Quick Release	

What Teacher Champions are saying



Progress Report

“The students were engaged and enjoy the videos. They were willing to try what they learnt. Students are very excited now to come to school by bike/scooter” – Nune A.

“We did the bike rodeo, I had 15 kids from my class that came that day riding their bikes and 3 in scooters, and the rest walked to school!” – Andres P.

“We had great success! Keep it up!” – Amy B.



Bike, Walk, and Roll!



Walk And Roll

DENVERGOV.ORG



Bike And Roll



BIKE AND ROLL TO SCHOOL MONTH — MAY 2023



DOTI's SRTS team supported Bike & Roll to School events at 10 schools across Denver:

- 1 Maxwell Elementary
- 2 Castro Elementary
- 3 Lincoln Elementary
- 4 Skinner Middle
- 5 Columbian Elementary
- 6 DLS Whitman
- 7 Ana Marie Sandoval
- 8 Denver Montessori
- 9 Valverde Elementary
- 10 Slavens Elementary



1475 students and caregivers were engaged (average 148 per event)



Students and families received safety gear to keep them biking and rolling, including:

- 450 bike lights
- 245 fidget toys
- 195 bike bells
- 171 fanny packs
- 62 tote bags
- 26 bike helmets



All 3 SRTS Teacher Champion grant partner schools participated, plus several schools new to the annual Bike & Roll event.



Through partnerships with local non-profits, we also gave away 37 bikes with locks and helmets to kids!

Statewide, Colorado tracked 81 total Bike & Roll to School Day events in 2023, placing Colorado 4th among participating states in the nation!



DENVER • COMMUNITY ACTIVE LIVING COALITION

CALC Micro-Grants supported 6 schools to purchase extra items to give away to their students, such as bike locks, bike pumps, skateboard gear, and helmets.

Activities included: bike rodeos, trivia spin wheel, group bike rides, bike giveaways, bike repair stations, and more!



It wouldn't have been possible without the school staff, 5 bike non-profits, and 25-30 team members & volunteers who helped at all the events! Thank you!

Celebration Ideas

Experiences:

- Walking School Bus
- Bike Bus
- Celebrity guest
- Bike Rodeo
- Learn to Ride

SWAG/Giveaways:

- Beanies
- Gloves
- Keychain lights
- Bike lights
- Bike bells
- Water bottles
- Bike pumps
- Bike locks
- Bikes
- Push scooters
- Helmets



Expanding

How we used what we learned

Lessons Learned

- Site visits vs. Observations
- Improving processes
- Learn to Ride ahead of Bike and Roll to School



Lessons Learned

- Language access plan
- Increase stipend
- Adjust message for age
- More staff (Jeremy Szeluga!)





How To Start Your Own Teacher Champion Program

How to get started

- Write staffing and stipends into the grant
- Create strong partnerships and relationships
- Prioritize equity
- Double the amount of planning time
- Dream BIG!





Thank you

Contact Priscilla.Bloom@denvergov.org with any questions



Safe Streets for All (SS4A)

NEW source of funding with the express purpose of preventing roadway injuries and fatalities

- Law includes focus on people walking and bicycling
- \$5 billion over five years
- Planning Grants
 - Action Plan Development
 - Supplemental Planning
 - Demonstration Projects – must support development of a safety action plan (ex. Vision Zero)
- Implementation Grants



Creative Uses of SS4A Funds

- Safe Routes to School non-infrastructure
 - Walking school buses
 - Bike Buses
 - Crossing guards
- Pay parents/volunteers/teachers for their time
- Hold Walk to School Day Events & collect data on how they influence perceptions of safety/mode shift
- Deploy traffic calming & signs and collect data
- Data collection: better understanding challenges
- Use artwork to share safety messaging



Safe Routes to School in SS4A

Apply for a **SUPPLEMENTAL PLANNING/DEMONSTRATION grant!**

- Develop a Safe Routes to School Action Plan to supplement your community's Comprehensive Safety Action Plan
- Create a Safe Routes to School supplement to your community's existing Vision Zero plan
- Pilot demonstration projects around schools – may be a more fruitful way to introduce traffic calming measures to community at-large



Upcoming SS4A Deadlines

- May 16th – Sole deadline for Implementation Grants
Deadline #2 for Planning and Demonstration Grants
- August 29th – Deadline #3 for Planning and
Demonstration Grants

Q&A





Walk, Ride, and Roll Webinar Series

Wednesday, May 17th, 2pm ET

Engaging and Including Students with Disabilities in Safe Routes Programs



Nominate a local leader!

HUBSMITH

Safe Routes Champion Award

Nominations now being
accepted through May 30

https://bit.ly/hubsmith_award





Contact Information

Kori Johnson, Program & Engagement Manager

kori@saferoutespartnership.org

Website: www.saferoutespartnership.org

 Facebook.com/saferoutespartnership

 @saferoutesnow